

INFOTRADE MARKET INSIGHTS

For many farmers and Traders, December is seen as a festive period that offers an opportunity for trading and making the best of profits during the season. More foodstuffs are procured in the homes, while a number of people plan to organize functions; family reunions, company parties and all kinds of events. There are a few favorable commodities that are purchased by the different people. Most of the families will buy chicken, eggs, rice, matooke and Irish potatoes and meat and few will buy turkey at home. This issue will focus on the prices of the commodities that were frequently purchased by the majority of the family households during this period.

Matooke

- Matooke prices around the country were generally high with an average increase in wholesale price by 25,000sh per bunch of matooke and an increase in the average retail price from **32,000 to 38,000/= per bunch**. The price hit the pick of 38,000/= a bunch in the fourth week of the month of December 2018.

Local Chicken

- Prices of Local Chicken increased with the higher demand between the first week and last week December by **2,779shs per bird** on the wholesale price and **2,900shs per bird** on the retail price. On the other hand, Exotic chicken remained cheaper although it also had a slight price increase in the same period by 208shs per bird for the wholesale price and 604shs per bird on the retail price.
- However Beef, which usually experiences spikes in supply in December, around the markets of the country, maintained a slight decrease in prices between the first and last weeks of December, 2017. The average wholesale price of Beef decreased by 180shs per kg and only 33shs per kg on the retail prices.

Writer's Corner

We take this opportunity to wish you a Happy New Year 2018. We believe you have had great moments and as well some sad moment in the past year 2017.

During the holidays, Infotrade Team continued to keep an eye on the market. We are keeping a watch on a total of 25 markets now, with regular market data collection from the active markets; prices are collected three times a week, and average prices is given every Tuesday at 5 pm to give an insight of the market behaviors and current trends in the consumer market.

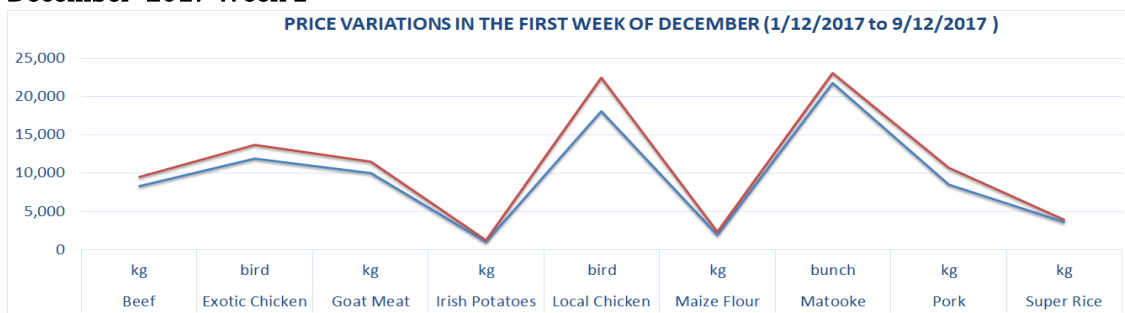
The **Weekly Market Insights** report covers market prices for the previous weekly. It provides insights in a selection of commodities that are having major shifts in the prices while giving visual variation graph for a selection of nine commodities. Lastly it has a Market Price Index Table giving retail and wholesale prices across the different.

To moving forward you will need to subscribe for the services as individual or corporate for 60,000 UGX or 120,000 UGX per annual respectively.

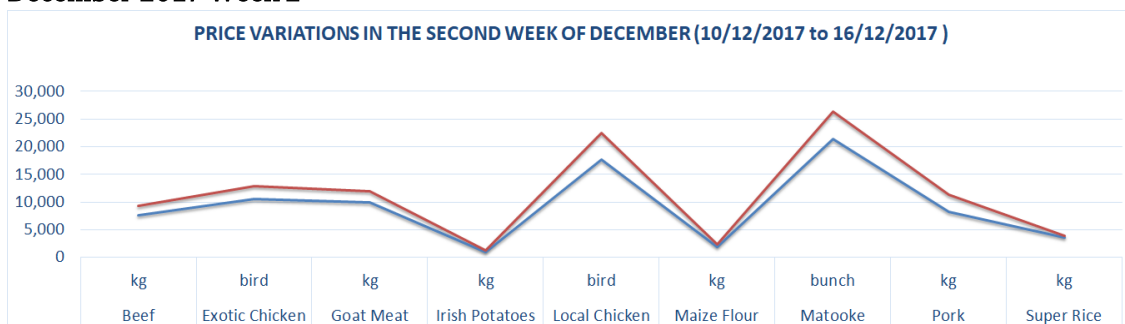
- In the last week of December 2017, the Kampala Markets of Nakasero and Owino sold a bunch of matooke at a retail price of 28,333shs and 31,667shs respectively, while matooke was sold at 33,000shs and 38,000shs per bunch in the respective eastern markets of Iganga and Soroti. Although the demand for matooke in this last week of December was high countrywide, it was greater in the upcountry regions.

Commodity Trends

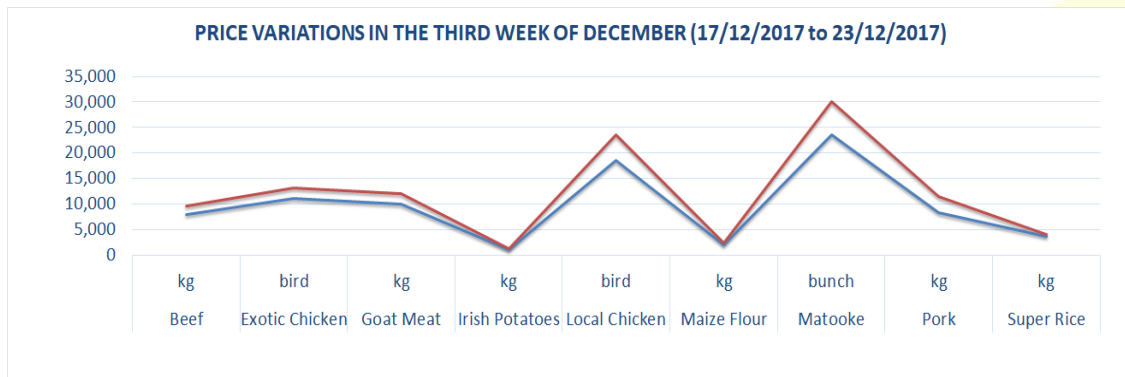
- December 2017 Week 1



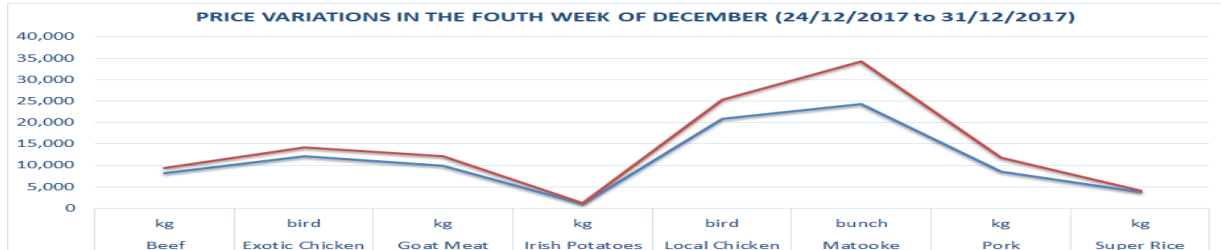
- December 2017 Week 2



December 2017 Week 3



December 2017 Week 4



Annual Subscription for the Market Information Services (effective 1st Feb 2018)

Received tailored reports from FIT Insights Limited (Infotrade)

a) Weekly Market Insights Briefs

- Individual (60,000/- Ush) or 18 USD
- Corporate (120,000/- Ushs) or 35 USD

b) Annual Market Insights Report

- Individual 122,500/- Ush) or 35 USD
- Corporate (210,000/- Ushs) or 60 USD

Name : _____ Tel _____

Email _____

Company Name : _____

State Preferred form of Payment _____

- Mobile Money
- EFT / Bank Transfer
- Cheque
- Cash
- Bank Deposit

Call : info@fitinsightsgroup.com or 0414 532 393 | 0775668617 | 0776 460 354 | Login (www.fitinsightsgroup.com)

Market Price Index Table (wholesale and Retail)

Commodity	Units	average wholesale price (SHS)	average retail price (SHS)	IGANGA		LUWERO		OWINO		NAKAWA		SOROTI		NAKASERO		MASINDI		KIBOGA	
				W / P	R / P	W / P	R / P	W / P	R / P	W / P	R / P	W / P	R / P	W / P	R / P	W / P	R / P	W / P	R / P
Agwedde Beans	kg	1755	2100	1817	2000					1700	2200								
Apple Bananas	kg	1938	2350	1600	2200	2300	2700	1,800	2,000	1,200	2,000	2,500	3,000	2,500	2,500	2,200	2,400	1,400	2,000
Beef	kg	8,313	9,500	8500	9000	9,500	10,000	8,000	9,000	7,900	10,000	7,500	8,000	8,000	10,000	9,600	10,000	7,500	10,000
Cassava Flour	kg	1,369	1,725	1400	1800	1700	2000	1,250	1,800	1,400	1,800	1,500	2,000	1,300	1,700	900	1,000	1,500	1,700
Cassava Fresh	kg	1,238	1,600	1000	1500	1,000	1,500	1,000	1,200	600	1,000	1,500	1,900	1,000	1,000	2,100	2,500	1,700	2,200
Cavendish (Bogoya)	kg	3,000	3,950	2400	3500	4200	4800	2,500	2,800	4,700	5,000	2,500	3,000	4,700	5,000	3,000	3,500	3,000	4,000
Coffee (Arabica)	kg	2,400	2,500					2,500	--									2,300	2,500
Coffee (Robusta)	kg	2,800						2,800	--										
Cow Peas	kg	3,763	4,350	3,800	4,200	4,000	4,500	5,000	6,000	3,400	4,000	2,500	2,800	3,100	4,200	4,300	4,500	4,000	4,600
Dry Fermented Cassava	kg	1,200	1,317	1,000	1,200			1,300	1,350			1,300	1,400						--
Exotic Chicken	bird	11,925	13,663	11,000	12,000	17,300	18,300	8,000	10,000	9,300	11,300	15,000	16,000	9,300	13,700	14,500	15,000	11,000	13,000
Exotic Eggs	tray	9,113	9,888	9,800	10,500	9,000	10,000	8,000	9,000	8,700	10,500	10,000	10,100	9,400	10,000	8,500	9,000	9,500	10,000
Goat Meat	kg	9,975	11,500	9,300	10,000	12,000	13,000	10,000	12,000	10,000	12,000	9,500	10,000	10,000	13,000	9,500	10,000	9,500	12,000
Groundnuts	kg	4,400	4,906	3,900	4,350	4,800	5,200	4,500	5,000	4,600	5,200	4,600	4,900	4,500	5,500	3,600	4,000	4,700	5,100
Irish Potatoes	kg	1,014	1,271	900	1,000			1,200	1,400	800	1,000	800	1,000	1,000	1,000	1,500	2,000	900	1,500
Kayiso Rice	kg	3,044	3,338	2,700	3,000	2,850	3,000	3,000	3,500	2,900	3,000	3,100	3,200	2,500	3,000	3,800	4,000	3,500	4,000
Local Chicken	bird	18,088	22,500	13,000	16,000	19,700	23,000	25,000	30,000	18,000	24,000	15,000	17,000	20,000	30,000	17,000	20,000	17,000	20,000
Local Eggs	tray	16,000	19,500	12,500	14,000			13,000	15,000	21,000	30,000		20,000	25,000	15,000	16,000	14,500	17,000	
Maize Flour	kg	1,981	2,288	1,550	1,800	1,800	2,000	2,300	2,600	1,700	2,000	2,000	2,200	1,500	1,900	2,600	3,000	2,400	2,800
Maize Grain	kg	825	967	600	700			1,100	1,400	500	600	1,400	1,500			800	1,000	550	600
Matooke	bunch	21,813	23,111	17,500	21,000	30,000	35,000	20,000	25,000	20,000	22,000	35,000	36,000	23,000	32,000	16,000	18,000	13,000	17,000
Matooke (kg)	kg	1,164	1,529	700	1,000			800	1,000	950	1,200	1,500	2,000	1,300	1,800	2,000	2,500	900	1,200
Milk	litre	1,200	1,525	1,000	1,400	1,600	1,800	1,500	1,800	1,200	1,400	1,500	2,000	1,000	1,200	800	1,000	1,000	1,600
Millet Flour	kg	2,819	3,188	2,400	3,000	2,700	3,000	2,800	3,100	3,000	3,500	3,450	3,500	2,600	3,000	2,600	3,000	3,000	3,400
Millet Grain	kg	1,980	2,260	2,000	2,300			2,250	2,500			1,800	2,000			1,500	2,000	2,350	2,500
Nambale Beans	kg	2,043	2,471	1,900	2,300	2,400	2,800	2,200	2,400	1,600	2,000			1,800	2,500	2,200	2,500	2,200	2,800
Nile Perch	kg	10,988	14,188	10,600	12,000	11,000	15,000	15,000	20,000	8,800	14,000	10,000	12,000	10,000	15,000	12,500	13,000	10,000	12,500
Pineapples	whole	2,650	3,050	1,600	2,200	2,600	3,000	3,000	4,000	2,000	2,200	3,800	4,000	2,000	2,000	2,200	2,500	4,000	4,500
Pork	kg	8,500	10,667			8700	12000	11,000	13,000	8,000	12,000	6,500	7,000			9,500	10,000	7,300	10,000
Processed Honey	kg	13,167	15,500	13,500	14,500			14,000	20,000			12,000							--
Red Irish Potatoes	kg	1,050	1,220					1,200	1,400	850	1,000	900	1,000	1,000				1,300	1,700
Simsim	kg	4,292	4,967	3,800	4,200			3,800	4,600	4,500	5,000	3,650	4,000	4,500	6,000			5,500	6,000
Sorghum Flour	kg	1,790	2,140	1,600	2,000			1,800	2,000	1,900	2,500	2,000	2,200			1,650	2,000	--	--
Sorghum Grain	kg	1,260	1,460	1,300	1,550			1,300	1,450	1,500	1,800	1,400	1,500			800	1,000	--	--
Soya Beans	kg	1,879	2,357	1,500	1,500			1,500	2,000	1,900	2,500	2,300	2,500	1,800	2,500	2,500	3,000	2,000	2,500
Sun Dried Cassava	kg	1,240	1,450	1,000	1,250			1,300	1,400	1,400	1,800	1,400	1,500					1,100	1,300
Sunflower	kg	1,450	1,600					1,000	1,200			1,900	2,000						
Super Rice	kg	3,586	3,914	3,500	3,800	3,900	4,000	3,600	4,000	3,600	4,000	3,500	3,700	3,200	3,900	3,800	4,000		
Tilapia	whole	10,286	13,029	11,500	13,000	10,000	13,000	16,000	20,000	7,000	8,200	9,000	11,000	9,000	13,000			9,500	13,000
Tobacco	kg	9,000	10,000					9,000	10,000										
Turkey	bird	62,960	73,200	43,500	50,000			83,300	97,000	58,000	68,000	70,000	71,000	60,000	80,000				
Unprocessed Cotton	kg																		
Unprocessed Honey	kg																		
Unprocessed Tea	kg	1,850	2,500					1,850	2,500										
Unprocessed Vanilla	kg	2,850	3,500					2,850	3,500										
Upland Rice	kg	2,610	2,920	2,150	2,600			2,800	3,000	2,800	3,000			2,500	3,000	2,800	3,000		
White Fleshed Sweet Potat	kg	925	1,283	1,000	1,400			1,000	1,200	600	1,000	1,500	1,900	550	1,000			900	1,200
Yellow Beans	kg	2,238	2,719	2100	2450	2300	2700	2,400	2,800	1,700	2,500	2,400	2,500	2,000	2,800	2,800	3,000	2,200	3,000